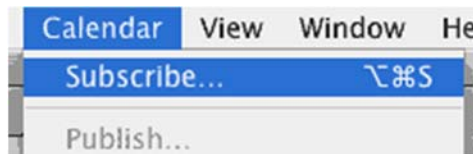


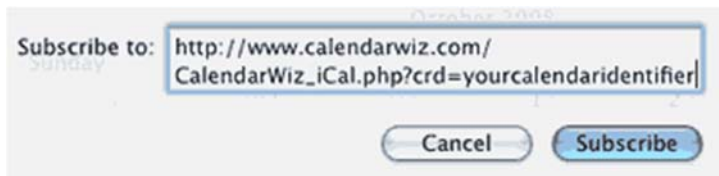
# How to Add the Master Calendar to iCal on Mac

- Open the iCal program on your Mac and click on the Calendar -> Subscribe menu

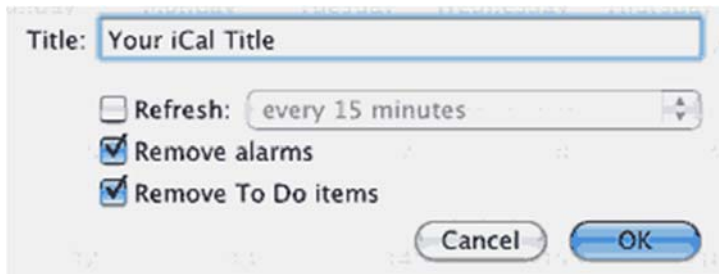


- Paste the iCal link you copied into the Subscribe to: box and click on the Subscribe button.

iCal Link: [http://www.calendarwiz.com/CalendarWiz\\_iCal.php?crd=biotech](http://www.calendarwiz.com/CalendarWiz_iCal.php?crd=biotech)



- Confirm or edit the calendar Title and options and click on the OK button.



- You will then see your CalendarWiz calendar and its events appear on your list of iCal calendars on you Mac
- **Note:** For correct event times in Apple iCal, go to iCal -> Preferences... -> Advanced and **uncheck** 'Turn on time zone support'